



Inside a Hospital

Inside a Hospital

Literacy - Level 1

Contents	Page Number
Cover Page	1
Contents Pages	2-3
Inside Cover Page Level 1 (can be used as flashcards)	4
Calling an Ambulance '000' Worksheet	5
Calling an Ambulance Teacher's Notes	6
Meliha's Trip to the Hospital STORY Images only	7-15
Meliha's Trip to the Hospital Teacher's Notes	16
Meliha's Trip to the Hospital STORY Text and Flash Cards	17-19
Meliha's Trip to the Hospital Find 10 Mistakes Worksheet	20
Meliha's Trip to the Hospital Find 10 Mistakes Answer Sheet	21
Alphabet Order Worksheet	22
Find the Missing Letters Worksheet	23
Find the Missing Letters Flash Card Answer Sheet	24
How Many Words? Worksheet	25
How Many Words? Teacher's Notes	26
Patient Information Form Filling Worksheet	27-28
Patient Information Scrambled Words Worksheet	29
Patient Information Scrambled Words Answer Sheet	30
Hospital Words Match Pictures to Words Worksheet	31-32
Hospital Words Word Search Worksheet	33
Hospital Words Word Search Answer Sheet	34

Inside a Hospital

Literacy - Level 1

Contents	Page Number
The Hospital Community Flash Cards and other uses	35-37
The Hospital Community Scrambled Words Worksheet	38
The Hospital Community Scrambled Words Answer Sheet	39
The Hospital Community Practice Writing Worksheets 1 & 2	40-41
The Hospital Community Practice Writing Answer Sheets 1 & 2	42-43
Kubra Visits Her Friend Lead - In picture with questions	44
Kubra Visits Her Friend STORY with pictures	45-50
Kubra Visits Her Friend Sentence Sequencing Strips	51
Kubra Visits Her Friend Word Search Worksheet	52
Kubra Visits Her Friend Worksheet Word Search Answer Sheet	53
The New Baby Lead - In Newspaper Advertisement	54
The New Baby Question and Answer Worksheet	55
The New Baby Congratulations Card Fill Worksheets	56-60
Names for the New Baby Worksheet	61
Names for the New Baby Alphabet Order Worksheet	62
Names for the New Baby Alphabet Order Answer Sheet	63
Name the Parts of the Baby's Body Worksheet part 1	64
Name the Parts of the Baby's Body Worksheet part 2	65
Name the Parts of the Baby's Body Worksheet part 3	66
<u>Inside a Hospital</u> - <u>Cover Sheet</u> - Literacy - Level 2	67
<u>Contents Pages for Level 2</u>	68-69



Inside a Hospital Literacy - level 1



Calling an Ambulance - triple 000

- ☺ Choose a word from the box.
- ☺ Write the word under the correct picture.

public phone	ambulance	home phone
fire brigade	mobile phone	police





Teachers' Notes:

Suggestions for a multi-level class:

Lower level students

- cut up the words.
- cut up the pictures.
- place words and pictures in an envelope.
- give each student an envelope and have them match word to picture.

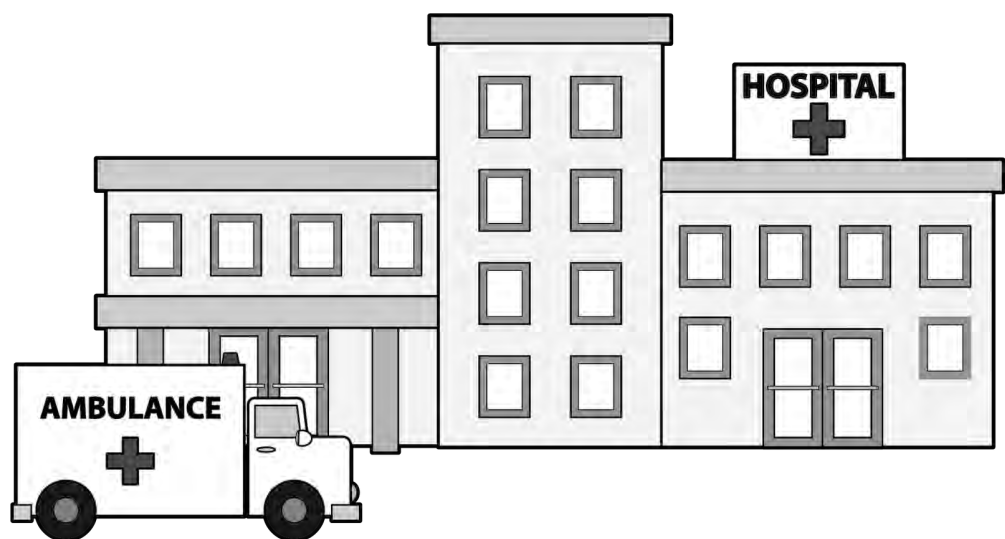
Higher level students


- give them each an envelope with the pictures only.
- ask them to write the word on the back of each picture.



Meliha's Trip to the Hospital


A Picture Story









HOSPITAL RECEPTION

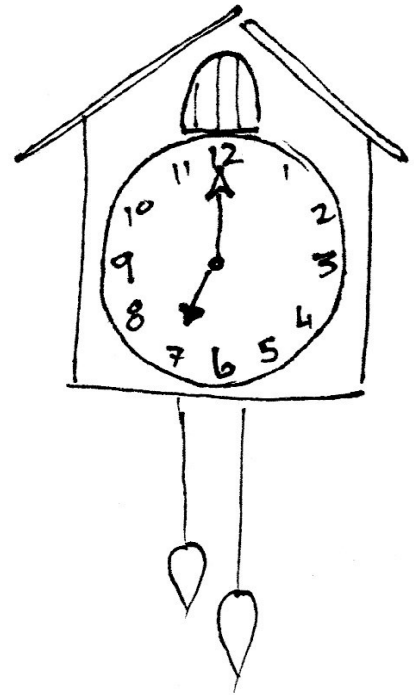














Teacher's notes

Students at this level are often pre-literate. However, they still need to learn to recognize the difficult words they see or hear in their daily lives outside of the classroom.

These words often cannot be decoded (sounded out).

e.g. emergency, ambulance, nurse, doctor, etc.

Therefore, the students need to learn to read them as sight words.

We often use realia (replicas e.g. plastic fruit and vegetables), role-play, body language, miming an action from the story, or showing them pictures which clearly demonstrate the action happening in the story.

It is even more helpful if the teacher points to the words (*already written on the whiteboard*), whilst she/he draws attention to them, using both mime action and any of the above props.

At this level, the stories need to be taught in a specific sequence.

1. The included set of simple black and white drawings can be used to preview the story.
2. Invite students to tell what they already know about these images. Write their vocabulary on the whiteboard next to the images.
3. Teacher and students then repeat the words together.
4. Next, the teacher writes the bolded words from the story on the whiteboard and says the words. If necessary, the larger images can be placed on the whiteboard to clarify word meanings with students.
5. Ask students questions about the words and images to check for understanding.
6. Students are then given the printed story sheet to work through with the teacher and teacher's aides.




Meliha's Trip to the Hospital

This morning, I **fell** down the **stairs**.



I **hurt** my **arm** and my **head**.

I **called** my **friend** Khadija.



She is a **nurse** in a **hospital**.

Khadija said "**Come** to the hospital."



I go to the hospital by **bus**.

Lots of people are **waiting**.




I wait four hours to see a **lady doctor**.

She **checks** my head and **fixes** my arm.



Now it is **dark** outside.



My **husband** is **worried** about me.


I get home very **late**.



Osman is **glad** to see me.

Teacher's Note:

The pictures below can be photocopied, cut out and used on the whiteboard to illustrate parts of the story for the students' understanding.





Meliha's Trip to the Hospital



Worksheet

☺ There are 10 mistakes in this story.

☺ Circle all the ones you find.

Thas morning I fell down the stairs.

I hert my arm and my head.

I called my freend Khadija.

She is a nurse in a houspital.

Khadija says; "Come too the hospital."

I go to the hospital by bus.

Lots of peoples are waiting.

I wait four hourss to see a lady doctor.

She checks my head and fixes my arm.

Now is is dark outside.

My husband is worried four me.

I get home very late.

Osman is glad two see me.

Answer Sheet



Meliha's Trip to the Hospital

Thas morning I fell down the stairs.

I hert my arm and my head.

I called my freend Khadija.

She is a nurse in a houspital.

Khadija says; "Come to o the hospital."

I go to the hospital by bus.

Lots of people s are waiting.

I wait four hours s to see a lady doctor.

She checks my head and fixes my arm.

Now is is dark outside.

My husband is worried four me.

I get home very late.

Osman is glad two see me.

Alphabet Order Activity

- ☺ Put the hospital words into alphabet order.
- ☺ Write the words on the lines from 1 through to 9.

a b c d e f g h i j k l m n o p q r s t u v w x y z

nurses 1

visitors 2

surgery 3

ambulance 4

hospital 5

doctor 6

patient 7


medicine 8

thermometer 9



Find the missing letters

1. Some alphabet letters are missing.
2. Write the missing letters on the line below.



☺ Missing letters: -----

☺ Make a word from the missing letters:

Answer

n u r s e



Activity “How Many Words?” Level 1

*How many new words can you make from:



hospital

example = pot

1
2
3
4
5
6
7
8
9
10

11
12
13
14
15
16
17
18
19
20

◆ WORD SUGGESTIONS

at asp ash alps as

hot hat hit hilt hail hop hip host
halt his has hasp

it is

lost list lisp last lot lop lip lap
lash opal oil

pot pit pat plait post past pail

spot spoil split sit sat stop slot shop
ship shoal so soap slat sail shot soil spot

to top tap tip tail tips this

- ◆ Add any words your students find which aren't on the above list.

◆ To extend this activity

- from some of the words above, create a vocabulary list on the whiteboard. Use this list to teach any phonics or spelling issues necessary.
- use some of the words which your students have suggested and create a word list on the whiteboard. Then have the students put these words into alphabet order.
- ask your students to choose a word and verbally put it into a sentence form. (** This gives them more 'student talk time'*).

KING EDWARD VII MEMORIAL HOSPITAL

Patient Information Form

◆ Please fill in this form.

1. Your full name

2. Your address

Street

Suburb

State

Post Code

3. Date of birth

4. Centrelink card number

5. Are you: single ☐ married ☐

divorced ☐ widowed ☐

Please ☒ the correct box.

Patient Information Form

continued

6. Occupation / job

7. Medicare card number

8. Full name of spouse

9. Address of spouse

Street

Suburb

State

Post Code

Patient Information Worksheet

Level 1

☺ The words in the sentences are mixed up.

☺ Put them in the right order.



1 ?
your / name / is / full / What

2 ?
address / your / is / What

3 ?
born / you / were / When

4 ?
card / What / your / Centrelink / number / is

5 ?
Are / single / you

6 ?
you / married / Are

7 Medicare number?
number / card / is / Medicare / What / your

8 doctor?
name / What / your / of / doctor / is / the

9 ?
your / number / phone / What / is

Patient Information

Level 1



Answer sheet

- 1 What is your full name?
- 2 What is your address?
- 3 When were you born?
- 4 What is your Centrelink card number?
- 5 Are you single?
- 6 Are you married?
- 7 What is your Medicare Card number?
- 8 What is the name of your doctor?
- 9 What is your phone number?

Matching Pictures to Words

1



medicine bottle

5



tablets
and capsules

2



medicine jar

6



measuring
cup

3



measuring
spoons

7



dropper

4



spray bottle

8



medicine

9



bandage

prescription

10



stethoscope

wheelchair

11



syringe

thermometer

12



13



14



HOSPITAL WORDS

m	e	d	i	c	i	n	e	b	o	t	t	l	e	s	x	m
c	a	p	s	u	l	e	s	x	n	b	a	i	w	y	u	e
e	l	o	v	d	x	s	y	k	f	o	l	x	r	r	j	d
t	g	n	x	t	q	d	k	q	c	a	r	e	k	i	p	i
y	o	b	m	l	g	l	f	g	v	k	x	i	j	n	o	c
u	d	w	h	c	p	y	f	c	q	h	c	j	l	g	m	i
t	h	e	r	m	o	m	e	t	e	r	y	l	c	e	b	n
z	p	j	k	m	e	a	s	u	r	i	n	g	c	u	p	e
v	s	i	f	r	s	r	h	m	u	d	u	w	v	u	e	j
x	m	l	b	v	z	p	v	m	t	z	m	i	i	y	f	a
c	g	n	t	z	e	c	n	y	g	h	w	b	d	a	a	r
w	h	e	e	l	c	h	a	i	r	t	a	b	l	e	t	s
p	r	e	s	c	r	i	p	t	i	o	n	p	o	d	k	p
s	t	e	t	h	o	s	c	o	p	e	s	i	b	n	h	p
m	e	d	i	c	i	n	e	d	r	o	p	p	e	r	v	r
b	a	n	d	a	g	e	o	d	u	u	q	p	v	u	s	j
u	a	s	s	p	r	a	y	b	o	t	t	l	e	q	b	y

medicine bottle

capsules

measuring cup

spray bottle

bandage

stethoscope

syringe

tablets

medicine jar

dropper

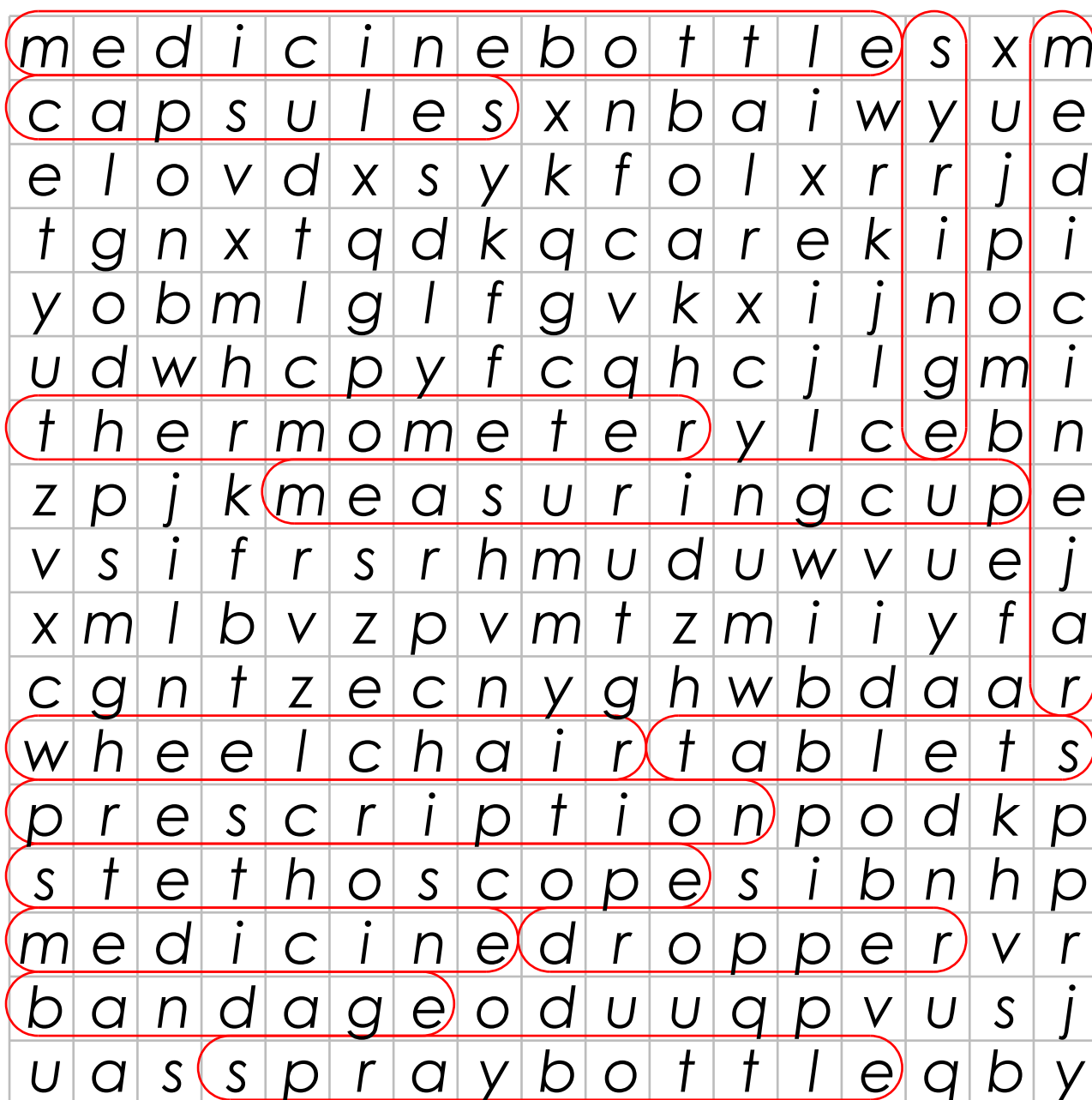
medicine

prescription

wheelchair

thermometer

HOSPITAL WORDS



medicine bottle

capsules

measuring cup

spray bottle

bandage

stethoscope

syringe

tablets

medicine jar

dropper

medicine

prescription

wheelchair

thermometer

The Hospital Community



ambulance



hospital



nurses


The Hospital Community



**doctor
and
patient**



**operating
theatre
(surgery)**



visitors

The Hospital Community



**hospital
food**



**flower shop
(florist)**



physiotherapy

The Hospital Community



- ☺ The letters are mixed up.
- ☺ Find the right spelling.

hospital food

visitors

hospital

surgery

ambulance

nurses

florist

doctors

physiotherapy

patients

- 1

stpeyiyarophh

.....
- 2

strviosi

.....
- 3

suesnr

.....
- 4

tsriolf

.....
- 5

rusryge

.....
- 6

hoilaspt

.....
- 7

hoilaspt ofod

.....
- 8

tocord

.....
- 9

ttepnia

.....
- 10

nabludemca

.....

The Hospital Community



Answer Sheet

- 1 **physiotherapy**
- 2 **visitors**
- 3 **nurses**
- 4 **florist**
- 5 **surgery**
- 6 **hospital**
- 7 **hospital food**
- 8 **doctor**
- 9 **patient**
- 10 **ambulance**

The Hospital Community

practice writing worksheet page 1

Practice writing these words in the boxes below.

florist

hospital

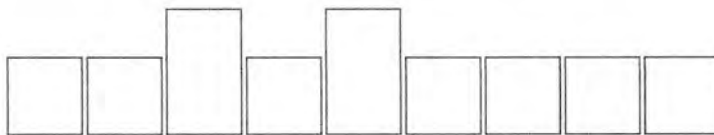
ambulance

doctor

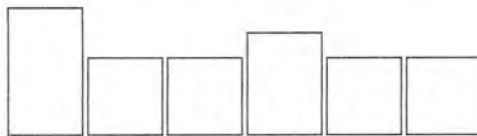
operating theatre

patient

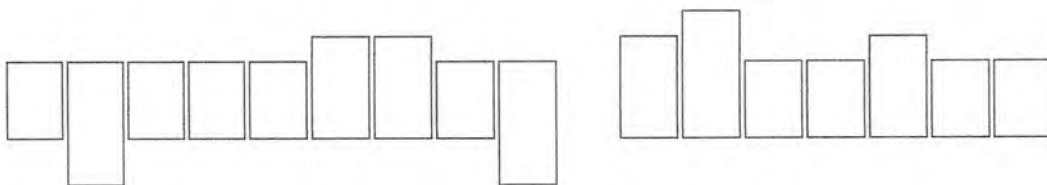
1.



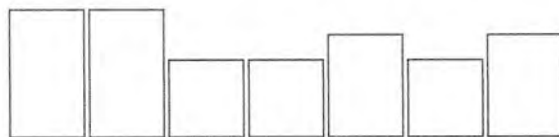
2.



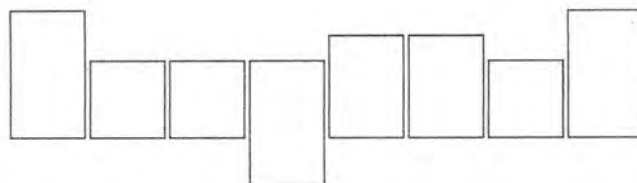
3.



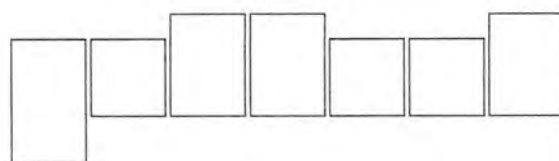
4.



5.



6.



The Hospital Community

practice writing worksheet page 2

Practice writing these words in the boxes below.

surgery hospital food visitors
nurses physiotherapy

7.

--	--	--	--	--	--	--	--

8.

--	--	--	--	--	--	--	--	--	--	--	--

9.

--	--	--	--	--	--

10.

--	--	--	--	--	--	--

11.

--	--	--	--	--	--	--	--	--	--	--	--	--

The Hospital Community

Answer sheet page 1

florist hospital ambulance
doctor operating theatre patient

1

a m b u l a n c e

2

d o c t o r

3

o p e r a t i n g t h e a t r e

4

f l o r i s t

5

h o s p i t a l

6

p a t i e n t

The Hospital Community

Answer sheet page 2

surgery hospital food visitors
nurses physiotherapy

7. v i s i t o r s

8. h o s p i t a l f o o d

9. n u r s e s

10. s u r g e r y

11. p h y s i o t h e r a p y



**STORY
PREVIEW**

Student Discussion
What can you see?
Where are they?
What is happening?

Kubra Visits Her Friend In Hospital



**Today Kubra goes to
Osborne Park Hospital.**



**She takes the bus there.
She is visiting her friend Eda.**



**Eda has a new baby girl.
Kubra goes inside to Reception.**



**She asks where Eda is.
Eda is in room 120.**



**Kubra goes upstairs
in the lift.**



**Eda is looking well.
In her room there are flowers.**





**There are balloons.
and baby cards too.**

**The baby is named Leyla.
She is only two days old.**



Everyone is very happy.

Kubra Visits Her Friend In Hospital

Activity: sentence sequencing strips



Today Kubra goes to Osborne Park Hospital.

She takes the bus there. She is visiting her friend Eda.

Eda has a new baby girl. Kubra goes inside to Reception.

She asks where Eda is. Eda is in room 120

Kubra goes upstairs in the lift.

Eda is looking well. In her room there are flowers.

There are balloons and baby cards too.

The baby is named Leyla. She is only two days old.

Everyone is very happy.

Kubra Visits Her Friend

Level 1

s	h	i	i	b	a	t	h	o	s	p	i	t	a	l
w	a	g	b	t	a	b	l	e	t	s	i	y	i	l
e	p	i	l	e	m	e	r	g	e	n	c	y	h	i
l	p	r	e	s	c	r	i	p	t	i	o	n	h	e
l	y	l	w	h	e	e	l	c	h	a	i	r	b	l
i	r	e	l	b	a	l	l	o	o	n	s	i	l	s
f	e	h	b	c	t	a	p	c	s	n	p	s	m	y
t	y	a	m	b	u	l	a	n	c	e	p	a	p	r
r	e	p	b	t	h	e	r	m	o	m	e	t	e	r
e	h	p	a	o	a	n	c	a	p	s	u	l	e	s
c	t	y	b	h	s	f	r	i	e	n	d	h	p	p
t	o	o	y	t	t	l	p	m	b	t	h	w	t	g
n	p	p	u	e	e	i	t	l	h	p	r	h	o	h
o	l	h	n	e	r	e	p	u	l	t	r	e	t	r
p	s	r	e	e	e	s	b	a	y	o	t	n	s	t

hospital

well

emergency

baby

thermometer

balloons

prescription

happy

wheelchair

girl

tablets

happy

stethoscope

friend

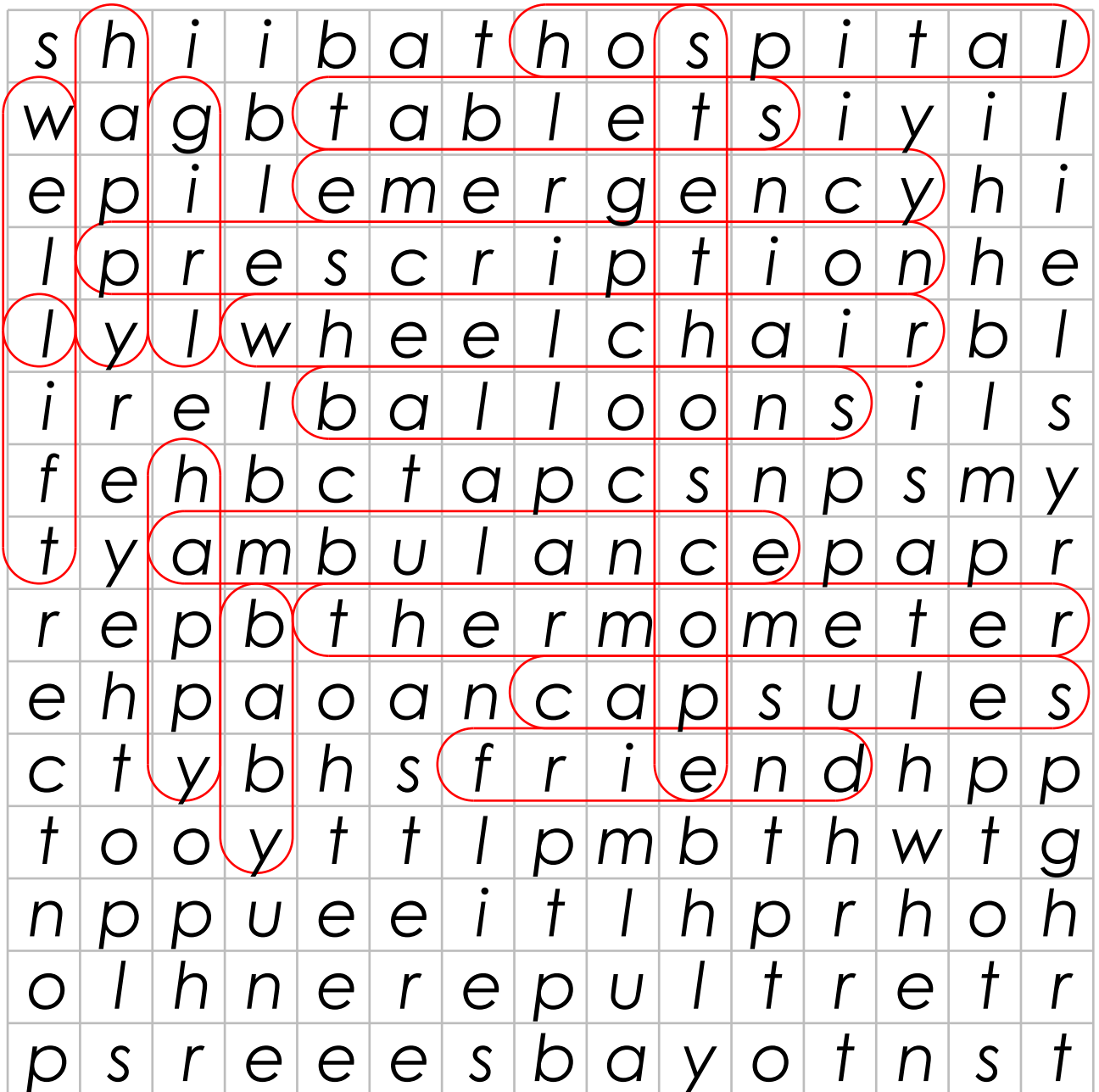
lift

ambulance

capsules

Kubra Visits Her Friend

Level 1



hospital

well

emergency

baby

thermometer

balloons

prescription

happy

wheelchair

girl

tablets

happy

stethoscope

friend

lift

ambulance

capsules

The New Baby



**Mustafa and Eda Kaplan
are happy to announce
the arrival of
their baby girl Leyla,
born 20th June, 2014**

The New Baby - Level 1

Question and Answer Worksheet

Mustafa and Eda Kaplan are happy to announce the arrival of their baby girl Leyla, born 20th June, 2014 at Osborne Park Hospital.



1 What is the father's name?

.....

2 What is the mother's name?

.....

3 Is the baby a boy or a girl?

.....

4 What is the baby's name?

.....

5 Which hospital was the baby born in?

.....

6 What date was the baby born on?

.....

The New Baby - Teaching the Topic



☺ Ask students

What do students do in their country when a new baby is born?

How do the family and friends learn about the birth?

Do students have '*new mother*' support groups in their country?

☺ Suggested activities

Have students bring birth notices from the newspapers into class.

You may want to provide a few examples for any students unable to bring copies in.

Students then find the most used phrases amongst these advertisements and explore their meanings.

Ask students what they would write in their own congratulations card. Work (*with students' input*) to write a congratulations card message on the whiteboard.

Give out Worksheets 1, 2 and 3. Have students complete them.

CONGRATULATIONS

to Mustafa and Eda



on the arrival
of your new
baby girl Leyla



We are
so happy
for you.

from Kubra
and Elíja



The New Baby - A Congratulations Card



Worksheet 1

☺ Choose the right answer from **a** or **b** or **c**.

☺ Circle it.

1 Is this card a;

a Christmas card

b baby card

c birthday card

2 Is the mother's name;

a Nihal

b Kubra

c Eda

3 Is the father's name;

a Elija

b Mustafa

c Abdul

4 Is the new baby's name;

a Leyla

b Nihal

c Gazal

5 Is Kubra's husband named;

a Ibrahim

b Piok

c Elija

The New Baby - Writing a Congratulations Card



In Australia, when someone has a new baby, people usually send a congratulations card.

Worksheet 2

Choose one of the messages below and write in the spaces.

Congratulations on

.....
.....

- * the birth of your new baby girl
- * the birth of your baby daughter
- * the birth of your new baby
- * the new arrival

Dear Eda and family,

Congratulations on the birth
of your new baby daughter,
Leyla.

We hope you are all well.
We will see you soon.

Love from Kubra and Elijia

The New Baby - Writing a Congratulations Card

Worksheet 3

.....



.....

.....

.....

.....



.....

.....

.....

.....

.....



Names for



t
h
e

New Baby



- ☺ Think of 6 names for boys and 6 names for girls.
- ☺ Write them on the lines next to the numbers .

Names for boys

1 _____

2 _____

3 _____

4 _____

5 _____

6 _____

Names for girls

1 _____

2 _____

3 _____

4 _____

5 _____

6 _____

Names for the New Baby

Alphabet Order Worksheet



☺ Put the boys and girls names into **alphabet order**.

A B C D E F G H I J K L M N O P Q R S T U V W X Y Z

Names for boys and girls:

- | | |
|---------|----------|
| Abdul | 1 |
| Omar | 2 |
| Wazir | 3 |
| Habiba | 4 |
| Emir | 5 |
| Samia | 6 |
| Nihal | 7 |
| Tiberih | 8 |
| Coumba | 9 |
| Josef | 10 |
| Mahmoud | 11 |
| Faiza | 12 |

Teachers' Answer Sheet:



1. Abdul
2. Coumba
3. Emir
4. Faiza
5. Habiba
6. Josef
7. Mahmoud
8. Nihal
9. Omar
10. Samia
11. Tiberih
12. Wazir

Name the parts of the baby's body - part 1

Draw a line from the word to the part of the body.



Name the Parts of the Baby's Body - part 2

Copy each word in the box onto the line next to it.

head

.....

hair

.....

ear

.....

eye

.....

nose

.....

mouth

.....

chest

.....

shoulder

.....

back

.....

arm

.....

hand

.....

finger

.....

wrist

.....

bottom

.....

leg

.....

knee

.....

foot

.....


toe

.....

Categorising Worksheet - part 3

- 😊 Write the parts of the body into their correct columns.
- 😊 Some will be singular and some will be plural.

H E A D	UPPER BODY	LOWER BODY



Inside a Hospital Literacy - level 2

Inside a Hospital

Level 2

Contents	Page Number
Cover Page	67
Contents Page	68&69
Meliha's Trip to Hospital <u>Story Preview</u> student discussion	70
Meliha's Trip to Hospital STORY + Vocabulary & Meanings	71-73
Meliha's Trip to Hospital Word Scramble Worksheet	74
Meliha's Trip to Hospital Word Scramble Answer Sheet	75
Alphabet Order Worksheet	76
Alphabet Order Answer Sheet	77
How Many Words? Worksheet	78
How Many Words? Teacher's Notes	79
Hospital Words Worksheet Match Word Parts Together	80
Hospital Words Answer Sheet	81
Kubra Visits Her Friend Lead-in to story student discussion	82
Kubra Visits Her Friend STORY	83-85
Kubra Visits Her Friend Jumbled Sentences Worksheet	86
Kubra Visits Her Friend Jumbled Sentences Answer Sheet	87
Patient Admittance Form Filling Worksheet	88&90
Hospital Information for Visitors and Q & A Worksheet	91&92

Inside a Hospital


Level 2

Contents	Page Number
Joondalup Hospital Pharmacy Worksheet & Answer Sheet	93&94
Kubra Visits Her Friend Wordsearch Part 1	95
Kubra Visits Her Friend Wordsearch Part 2	96
Kubra Visits Her Friend Wordsearch Answer Sheet	97
The New Baby Advertisement	98
The New Baby Advert Q & A Worksheet and Answer Sheet	99&100
The New Baby Names for the New Baby Worksheet	101
The New Baby Alphabet Order Worksheet & Answer Sheet	102&103
The New Baby Congratulations Card Writing	104 to 108
The New Baby Worksheet Connect the Dots	109
Useful Hospital Words Worksheet Crossword Puzzle	110
Useful Hospital Words Crossword Puzzle Answer Sheet	111
Hannah's Operation STORY	112
Hannah's Operation Worksheet Gap Fill	113
Details of You Tube Video Jasmine Goes to the Operating Theatre ...	114



Story preview - student discussion

- 😊 **Who are these people?**
- 😊 **Are they in a doctor's surgery or a hospital?**
- 😊 **What do you think is happening?**
- 😊 **Have you ever done this?**



A Trip to the Hospital

This morning Meliha fell down the stairs in her house. She had a **deep cut** on her arm, which was bleeding. She also had a **bump** on her head and a headache. She tried to think what to do. Then she **remembered** her friend Khadija.

Khadija is a nurse, so Meliha called her. Khadija asks Meliha questions about her head and her arm. She tells Meliha to come to the hospital for **treatment**. Meliha's husband Osman is not home from work yet, so she catches a bus to the hospital.

It is 1 o'clock when she gets to the **outpatient** unit of the hospital. The receptionist tells Meliha to sit in the waiting room. There are a lot of sick people waiting to see the doctors. Meliha has to wait four hours to see a lady doctor.

First the doctor **examines** her and looks in her eyes with a small torch. Next, she looks at the bump on Meliha's head. Then, she looks at the deep cut on her arm and tells the nurse what to do. The nurse cleans and bandages Meliha's arm and puts it in a **sling**. Then she gives Meliha an injection to stop any **infection**.

Now it is late and dark outside. Meliha decides to catch a taxi to her home. At home, her husband Osman is **worried** about her. He keeps looking out of the window. It is seven o'clock when Meliha gets home and Osman is very happy because she is okay.

Vocabulary

Meaning

deep cut



bump



remember



treatment



outpatient



(not sleeping in hospital)

Vocabulary

Meaning

examine



sling



infection



worried



Hospital Words - Word Scramble

- ☺ The words from 1 to 10 are all mixed up.
- ☺ Unscramble them and write them on the line.
- ☺ Then match them to the words in the word box.

maternity	hospital	medicine	thermometers	nurses
surgery	doctors	ambulance	visitors	patients

1. srseun
2. tosivris
3. tnamitrye
4. rsuyreg
5. cuaalmebn
6. olathpsi
7. ocdrtos
8. tneitpas
9. dimcieen
10. eoehthmemrrs



Hospital Words

Word Scramble Worksheet



Answer Sheet

- | | |
|--------------|------------------|
| 1. nurses | 2. visitors |
| 3. maternity | 4. surgery |
| 5. ambulance | 6. hospital |
| 7. doctors | 8. patients |
| 9. medicine | 10. thermometers |

Alphabet Order Activity

Level 2



- 😊 Put the hospital words into alphabet order.
- 😊 Write the words on the lines from 1 through to 16.

a b c d e f g h i j k l m n o p q r s t u v w x y z

- | | |
|--------------|----------|
| nurses | 1 |
| capsules | 2 |
| surgery | 3 |
| ambulance | 4 |
| hospital | 5 |
| doctor | 6 |
| patient | 7 |
| medicine | 8 |
| thermometer | 9 |
| visitors | 10 |
| syringe | 11 |
| wheelchair | 12 |
| prescription | 13 |
| stethoscope | 14 |
| ward | 15 |
| | 16 |

Alphabet Order

Level 2



Answer Sheet

- 1 ambulance
- 2 capsules
- 3 doctor
- 4 hospital
- 5 medicine
- 6 nurses
- 7 patient
- 8 prescription
- 9 stethoscope
- 10 surgery
- 11 syringe
- 12 tablets
- 13 thermometer
- 14 visitors
- 15 ward
- 16 wheelchair

Activity “How Many Words?” - level 2



How many new words can you make from the word below?

hospital

example = **spoil**

1
2
3
4
5
6
7
8
9
10

11
12
13
14
15
16
17
18
19
20

◆ **WORD SUGGESTIONS:**

at asp ash alps as

hot hat hit hilt hail hop hip host
halt his has hasp

it is

lost list lisp last lot lop lip lap lash
opal oil

pot pit pat plait post past pail

spot spoil split sit sat stop slot shop
ship shoal so soap slat sail shot soil spot

to top tap tip tail tips this

- ◆ Add any words your students find which aren't on the above list.

◆ **To extend this activity:**

- from some of the words above, create a vocabulary list on the whiteboard. Use this list to teach any phonics or spelling issues necessary.
- use some of the words which your students have suggested and create a word list on the whiteboard. Then have the students put these words into alphabet order.
- ask your students to choose a word and verbally put it into sentence form. (* *This gives them more 'student talk time'*).

Hospital Words Worksheet

- 😊 Match the word parts to make one word.
 😊 Then write the word.



- | | | |
|-----------------|-----------|-------|
| 1 wheel | eon | |
| 2 syr | erature | |
| 3 medi | cription | |
| 4 steth | therapist | |
| 5 cap | tients | |
| 6 visi | chair | |
| 7 temp | ernity | |
| 8 surg | tion | |
| 9 physio | ery | |
| 10 pa | sules | |
| 11 mat | eria | |
| 12 recep | tors | |
| 13 pres | cation | |
| 14 surg | oscope | |
| 15 cafet | inge | |

Hospital Words

Answer Sheet


- 1 wheel chair
- 2 syringe
- 3 medication
- 4 stethoscope
- 5 capsules
- 6 visitors
- 7 temperature
- 8 surgeon
- 9 physiotherapist
- 10 patients
- 11 maternity
- 12 reception
- 13 prescription
- 14 surgery
- 15 cafeteria





What do you see in this picture?
Where do you think they are?
What do you think this story will be about?

Kubra Visits Her Friend.



Today Kubra is excited. She is going to visit her friend Eda who is in Joondalup Hospital. Eda has a beautiful new baby girl whose name is Leyla.

Kubra has to get there by bus, as she doesn't have a car. She takes the bus from Mirrabooka Bus Station to the hospital in Joondalup.

When she arrives, she goes inside to the Front Desk. She asks the receptionist where the Maternity Unit is.



The lady tells her the Maternity Unit is upstairs. Eda is in room number 316 which is on the third floor.

Kubra takes the lift up to the third floor. She walks along the hallway until she finds room number 316.



Inside, Kubra sees Eda sitting up in bed. She is looking well and very happy. Kubra gives her the flowers she has brought with her. A nurse puts them in a vase.

There are lots of lovely flowers in the room. There are coloured balloons. There are also small and large pink teddy bears.



The two friends are glad to see each other again. Kubra asks if she can see Eda's new baby girl.

Leyla is laying in a baby's cot, wrapped in a pink blanket. She is fast asleep.



Eda and Kubra talk and laugh together.

When Leyla wakes up, Kubra is happy to hold her. She thinks that Leyla is a beautiful baby.

Now Leyla is hungry and wants her mother.

The other babies are waking up also.

The nurse tells all the visitors that Visiting Hours are over.



Everyone starts to say goodbye and leave.

Kubra goes outside to catch the bus home.

She feels happy for her friend and for the beautiful new baby named Leyla.

KUBRA VISITS HER FRIEND

☺ The sentences are all mixed up.

☺ Put them in the right order.

1 is going to visit Today Kubra her friend Eda.

.....

.....

2 to the hospital. the bus Kubra takes

.....

.....

3 room 316. Eda is in The lady tells her

.....

.....

4 room. in Eda's There are flowers

.....

.....

5 her friend is looking well. glad to see Kubra is

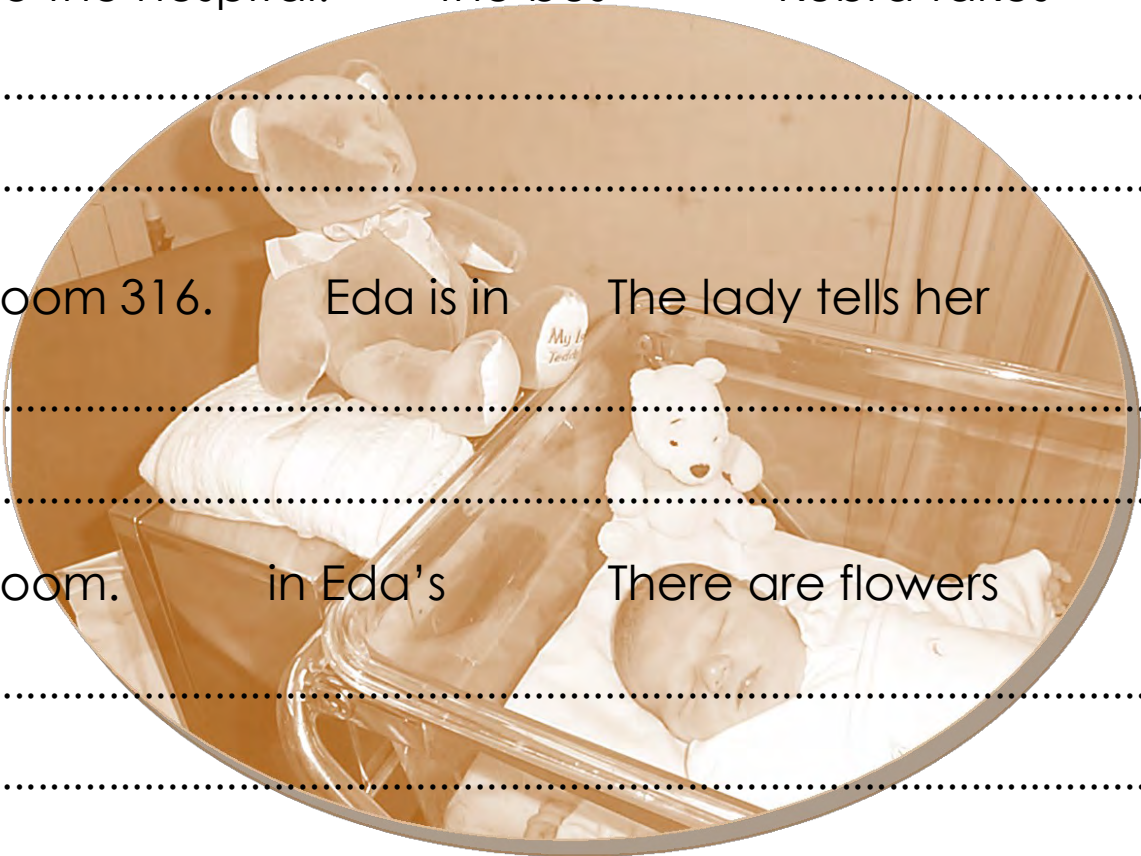
.....

.....

6 Leyla. name is The new baby's

.....

.....



Kubra Visits Her Friend



Mixed Up Sentences

Answer Sheet

- 1 Today Kubra is going to visit her friend Eda.
- 2 Kubra takes the bus to the hospital.
- 3 The lady tells her Kubra is in room 316.
- 4 There are flowers in Eda's room.
- 5 Kubra is glad to see her friend is well.
- 6 The baby's name is Leyla.



Filling out a Patient Information Form Level 2

Patient Information Form Level 2

😊 Fill out this form with your personal information.

1. Last name:
First name:
Middle initial:
2. Street address:
Suburb: State:
Post Code:
3. Date of birth:
(day, month, year)
4. Centrelink card number:
5. Marital status: please tick the correct one.
Single Married Divorced Widowed
6. Occupation/job:
7. Employer's name:
8. Employer's street address:
City: State:
Post code:

Patient Information Form level 2

9. Last name of spouse:

First name:

Middle initial:

10. Spouse's Centrelink number:

11. Medicare Card Number:

12. Name of person on this card:

13. Relationship to patient:

14. Emergency phone number:

15. Name of emergency contact:

.....

16. Relationship to patient:

Hospital Information

Worksheet Level 2



- 😊 Read the information on this page.
- 😊 Answer questions on the next page.

Address: Joondalup Health Campus
Cnr. Grand Blvd & Shenton Ave, JOONDALUP WA 6027
Phone: (08) 9400 9400

VISITING HOURS for General hospital are between 10am – 8pm

Please don't visit your relative/friend during meal times

Breakfast	7.30 am	–	9.00 am
Lunch	12.30 pm	–	1.30 pm
Dinner	6.00 pm	–	6.30 pm

Visitor's Lounge Coffee, tea and water is available in the Visitor's Lounge outside the Intensive Care/Coronary Care Unit.

Mobile Phones As a courtesy to other patients, mobile phones must be switched off when in the wards. They are only allowed to be used in the waiting rooms.

Food and drinks For safety reasons and as a respect for patients who are not able to eat, please do not bring food into the Intensive Care Unit and the wards. No hot drinks are allowed either. Only bottled water with a lid is allowed.

Flowers There are no fresh flowers allowed inside the Intensive Care and the Coronary Care Unit.

Transport

Trains stop at the Joondalup Train Station next to Lakeside Shopping Centre.

A free Cat bus service runs past the hospital on Shenton Avenue. It leaves from Joondalup Train Station on week days between 7.45am and 6.00pm.

****** Please press the bell before the stop you want to get out at.

Parking

There are **drop-off** and **pick-up bays** in front of the Emergency Department.

Parking fees are: \$2.00 per hour
 \$10.00 per day

There are two ways to pay for your parking:

1. Pre-pay (pay *before* you leave your car).
2. Pay before you leave the hospital grounds.

Hospital Information

Question and Answer Worksheet

Level 2



- 1 What do you think a drop - off parking bay is?
.....
- 2 If you want tea, coffee or water, where will you find it?
.....
- 3 Are flowers allowed throughout the hospital?
.....
- 4 Are you allowed to bring take-away food into the hospital?
.....
- 5 If you need to stay the whole day in the hospital with a family member, how much would the parking cost you?
.....
- 6 If you travel by train to Joondalup Train Station, how can you get to the Joondalup Hospital from the train station?
.....
- 7 If you are visiting someone in the hospital wards and your mobile phone rings, what did you forget to do?
.....
- 8 If you are visiting a family member in the Intensive Care Unit, what things can't you bring?
.....
- 9 What is the only type of drink that you are allowed to bring into the wards?
.....

JOONDALUP

HOSPITAL PHARMACY

Opening Hours

Monday	8.30am	-	7pm
Tuesday	8.30am	-	7pm
Wednesday	8.30am	-	7pm
Thursday	8.30am	-	7pm
Friday	8.30am	-	7pm
Saturday	9am	-	5pm
Sunday	10am	-	5pm
Public Holidays	10am	-	5pm

Directions: Choose the right answer and tick it.

1. Is the name of the pharmacy: **a** Joondalup Pharmacy
b Hospital Pharmacy
c Joondalup Hospital Pharmacy
2. Is the pharmacy open: **a** five days a week
b seven days a week
c six days a week
3. Does this pharmacy open on public holidays:
a open on public holidays 8.30am - 7pm
b closed on public holidays
c open on public holidays 10am - 5pm
4. On Saturdays, are they open: **a** seven hours
b eight hours
c eight and a half hours
5. What time do they close on Sundays: **a** at 4pm
b at 5.30pm
c at 5pm

Answer Sheet

- 1 The name of the pharmacy is
Joondalup Hospital Pharmacy.
- 2 The pharmacy is open seven days a week.
- 3 The pharmacy is open on public holidays
from 10am to 5pm
- 4 On Saturdays they are open for eight hours.
- 5 On Sundays they close at 5pm.

Kubra Visits Her Friend

Wordsearch part 1



h



p



e



b



t



b



h



w



g



t



s



f



a



c



l

KUBRA VISITS HER FRIEND

Hospital Vocabulary

Part 2

Level 2

s	t	e	t	h	o	s	c	o	p	e	n
w	h	e	e	l	c	h	a	i	r	o	a
c	e	e	r	e	o	s	r	o	i	l	m
a	r	f	h	o	s	p	i	t	a	l	b
p	m	r	g	h	a	p	p	y	s	i	u
s	o	i	s	i	l	i	f	t	r	i	l
u	m	e	m	e	r	g	e	n	c	y	a
l	e	n	i	c	n	l	a	r	r	p	n
e	t	d	s	b	b	c	i	l	a	o	c
s	e	e	b	a	l	l	o	o	n	s	e
u	r	c	t	b	s	g	h	l	s	c	g
p	a	l	n	y	e	r	b	i	l	t	e

hospital

thermometer

wheelchair

happy

lift

emergency

balloons

girl

stethoscope

ambulance

baby

prescription

tablets

friend

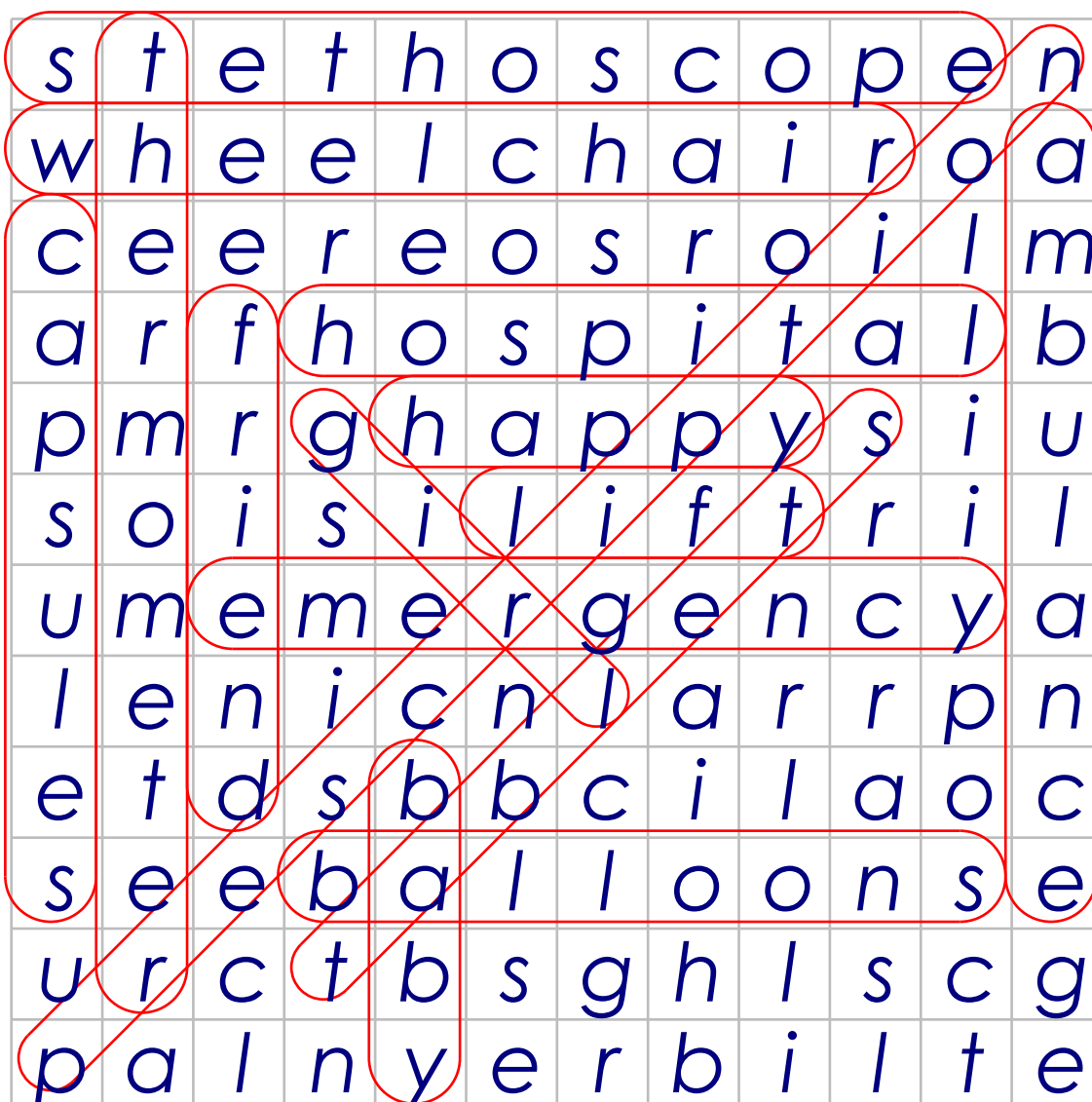
capsules

KUBRA VISITS HER FRIEND

Hospital Vocabulary

Answer Sheet

level 2



hospital

thermometer

wheelchair

happy

lift

emergency

balloons

girl

stethoscope

ambulance

baby

prescription

tablets

friend

capsules

The New Baby level 2



Mustafa and Eda Kaplan are happy and proud to announce the safe arrival of their second child, baby girl Leyla.

Born 20th June '14, weighing 3.5 kg.

Little sister of brother Kaan.

First granddaughter of Ali and Hanefe, Malik and Nihal.

Our thanks to Dr. Bell, the wonderful staff and midwife Juliet at Joondalup Hospital.

Also many thanks to family and friends for their love and support.

The New Baby - Level 2

Question and Answer Worksheet

Mustafa and Eda Kaplan are happy and proud to announce the arrival of their second child, baby girl Leyla. Born 20th June, 2014, weighing 3.5 kg. Little sister of Brother Kaan. First granddaughter of Ali and Hanefe, Malik and Nihal. Our thanks to Dr. Bell, the wonderful staff and midwife Juliet at Joondalup Hospital. Also many thanks to family and friends for their love and support.



☺ **Answer the questions below in full sentences.**

1 How many children do Mustafa and Eda have?

.....

2 Does the new baby have a brother?

.....

3 Name the grandmothers and grandfathers?

.....

4 How much did the baby weigh when born?

.....

5 What was the name of the doctor?

.....

6 What was the name of the midwife?

.....

7 Is this baby the first granddaughter in the family?

.....

8 What hospital was Leyla born in?

.....

The New Baby

Answer Sheet



- 1 Mustafa and Eda have two children.
- 2 Yes, the new baby has a brother named Kaan.
- 3 The names of the grandparents are:
Ali and Hanefe
Malik and Nihal
- 4 The baby weighed 3.6 kg.
- 5 The name of the doctor was Dr. Bell.
- 6 The name of the midwife was Juliet.
- 7 Yes she is the first granddaughter in the family.
- 8 Leyla was born in Joondalup Hospital.

Names for



t
h
e

New Baby Level 2



☺ Think of 8 names for boys and 8 names for girls.

Names for boys

1 _____

2 _____

3 _____

4 _____

5 _____

6 _____

7 _____

8 _____

Names for girls

1 _____

2 _____

3 _____

4 _____

5 _____

6 _____

7 _____

8 _____

Names for the New Baby

Alphabet Order Worksheet Level 2



☺ Put the boys and girls names into **alphabet order**.

A B C D E F G H I J K L M N O P Q R S T U V W X Y Z

Names for boys and girls

- | | | |
|----------|----|-------|
| Abdul | 1 | |
| Omar | 2 | |
| Wazir | 3 | |
| Habiba | 4 | |
| Emir | 5 | |
| Samia | 6 | |
| Nihal | 7 | |
| Tiberih | 8 | |
| Coumba | 9 | |
| Essat | 10 | |
| Mahmoud | 11 | |
| Faiza | 12 | |
| Anuarite | 13 | |
| Tesgie | 14 | |
| Zubia | 15 | |
| Safiya | 16 | |



Names for the New Baby Level 2

Alphabet Order

Answer Sheet

1. Abdul
2. Anuarite
3. Coumba
4. Emir
5. Essat
6. Faiza
7. Habiba
8. Mahmoud
9. Nihal
10. Omar
11. Safiya
12. Samia
13. Tesgie
14. Tiberih
15. Wazir
16. Zubia

The New Baby

Teaching the Topic - Level 2



☺ Ask students

What do students do in their country when a new baby is born?

How do the family and friends learn about the birth?

Do students have '*new mother*' support groups in their country?

☺ Suggested activities

Have students bring birth notices from the newspapers into class.

You may want to provide a few examples for any students unable to bring copies in.

Students then find the most used phrases amongst these advertisements and explore their meanings.

Ask students what they would write in their own congratulations card. Work (*with students' input*) to write a congratulations card message on the whiteboard.

Give out Worksheets 1, 2 and 3. Have students complete them.

CONGRATULATIONS

to Mustafa and Eda



on the arrival
of your new
baby girl Leyla



We are
so happy
for you.

from Kubra
and Elíja



The New Baby - A Congratulations Card



Worksheet 1

Choose the right answer from **a** or **b** or **c**.
Circle it.

1 Is this card a;

a Christmas card

b baby card

c birthday card

2 Is the mother's name;

a Nihal

b Kubra

c Eda

3 Is the father's name;

a Elija

b Mustafa

c Abdul

4 Is the new baby's name;

a Leyla

b Nihal

c Gazal

5 Is Kubra's husband named;

a Ibrahim

b Piok

c Elija

The New Baby - Writing a Congratulations Card



In Australia, when someone has a new baby, people usually send a congratulations card.

Worksheet 2

Choose one of the messages below and write in the spaces.

Congratulations on

.....
.....

- * the birth of your new baby girl
- * the birth of your baby daughter
- * the birth of your new baby
- * the new arrival

Dear Eda and family,

Congratulations on the birth
of your new baby daughter,
Leyla.

We hope you are all well.

We will see you soon.

Love from Kubra and Elija

The New Baby - Writing a Congratulations Card

Worksheet 3

.....



.....

.....

.....

.....



.....

.....

.....

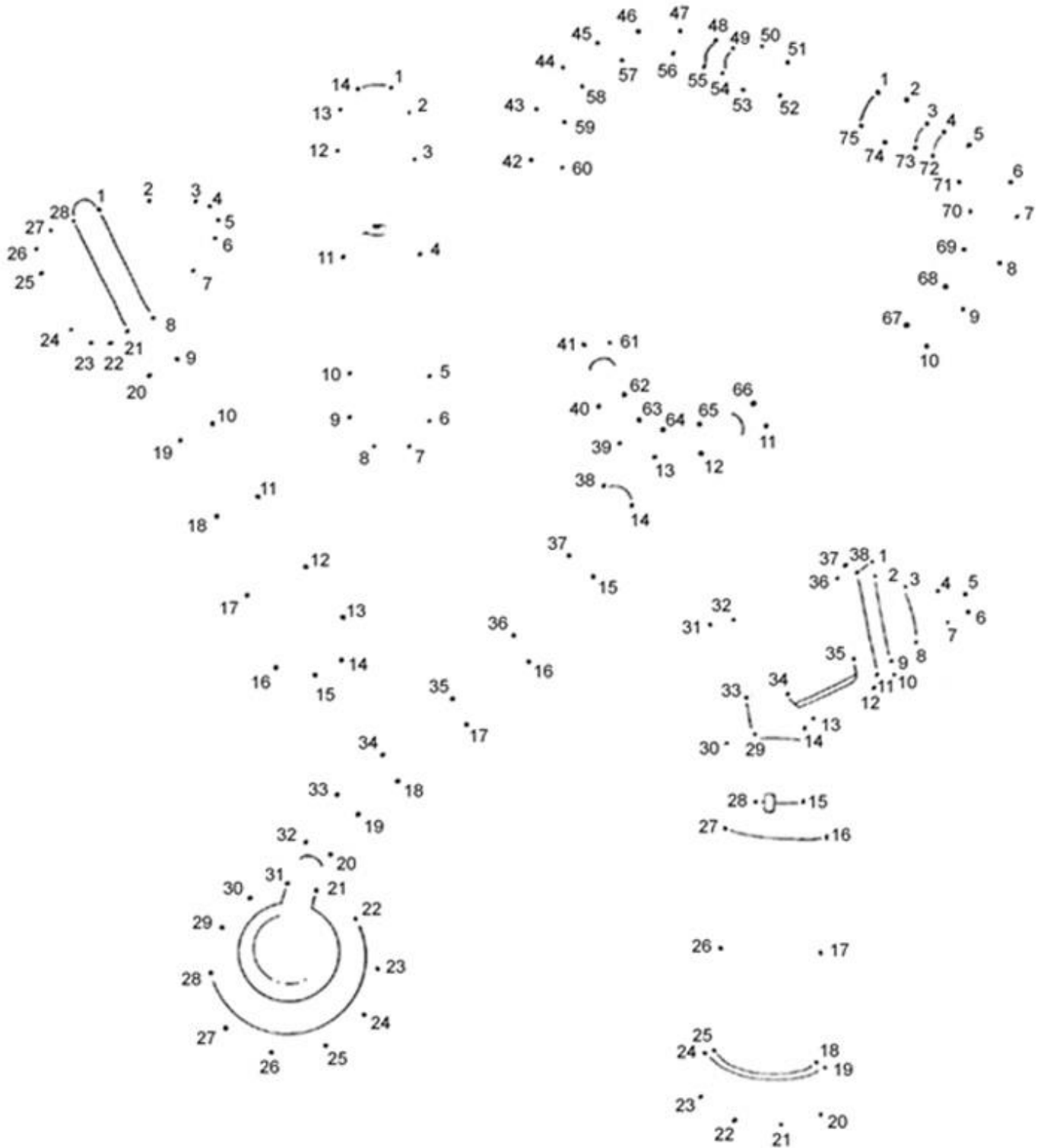
.....

.....




What am I?

Connect the dots





Useful Words Inside a Hospital



Across

Down

- 2** a special chair on wheels for people who can't walk (10)
- 6** a building where sick people are cared for by doctors and nurses (8)
- 9** something a doctor gives you to make you better if you are sick (8)
- 10** a needle with medicine in it which nurses give you in the arm or leg (7)
- 14** someone who looks after sick people in hospital (5)
- 15** someone whose job is to try to make sick people better (6)
- 16** an instrument that doctors put in their ears to listen to a patient's heart or lungs (11)

- 1** small containers with medicine in them which we swallow (80)
- 3** a special car which takes sick or injured people to hospital (9)
- 4** a room in a hospital with beds for the patients to sleep in (4)
- 5** friends or family who come to the hospital to see the patients (8)
- 7** something a doctor writes for the patient to take to the chemist for medicine (12)
- 8** nurses put it in a patient's mouth to see how hot or cold he/she is (11)
- 11** a sick person who is in a hospital to get better (7)
- 12** small round pieces of medicine which we swallow to get better (7)
- 13** an operation on your body by a doctor when you are sick (7)

Useful Words Inside a Hospital



Answer Sheet

		¹ C						² W	H	E	E	L	C	H	³ A	I	R		
		A														M			
		P				⁴ W			⁵ V							B			
⁶ H	O	S	P	I	T	A	L			I		⁷ P				U			
		U				R				S		R				L		⁸ T	
		L		⁹ M	E	D	I	C	I	N	E					A		H	
		E								T		¹⁰ S	Y	R	I	N	G	E	
		S		¹¹ P						O		C				C		R	
				A		¹² T				R		R				E		M	
				T	A					S		I		¹³ S				O	
				I	B							P		U				M	
¹⁴ N	U	R	S	E		L		¹⁵ D	O	C	T	O	R					E	
				N		E						I		G				T	
				¹⁶ S	T	E	T	H	O	S	C	O	P	E				E	
							S					N		R				R	
														Y					





Hannah's Operation



level 2

Hannah's throat hurts and she doesn't feel very well. The doctor says her tonsils are the problem and she needs to have an operation. Hannah is going to Princess Margaret Hospital. The doctor will take her tonsils out and her throat won't be sore any more.

When Hannah goes into hospital, the nurse shows her where her bed is and helps her unpack her case. There are other children in the beds near hers. Some of them have had their operation and are feeling better.

The nurse checks Hannah's temperature and pulse. She takes her blood pressure and looks in her ears. Then the doctor listens to her heart through a stethoscope.

Soon it is time for Hannah's surgery. The nurse gives her some medicine to make her sleepy and Hannah goes to sleep. When she wakes up, she sees her family sitting by her bed. She feels a bit sick and also thirsty. The nurse gives her a drink of water and then Hannah goes back to sleep again.

The next day, Hannah feels much better. Her family come to visit her and bring a present. The nurse says she can have ice-cream for lunch. The doctor comes to see how she feels. He says she is fine and can go home tomorrow.

The next day Hannah's mother comes to take her home. Hannah says goodbye to the other children. She says "Thank you" to the nurses and the doctor for looking after her. She feels much better and is glad to be going home to her own bed to sleep.

Hannah's Operation

Gap Fill Worksheet level 2

Hannah's throat and she doesn't feel very well. The doctor says her are the problem and she needs to have an Hannah is going to Princess Hospital. The doctor will take her tonsils out and her won't be sore any more.

When Hannah goes into hospital, the nurse shows her where her bed is and helps her her case. There are other children in the beds near hers. Some of them have had their operation and are feeling better. The nurse checks Hannah's and pulse. She takes her and looks in her ears. Then the doctor listens to her heart through a Soon it is time for Hannah's The nurse gives her some medicine to make her feel sleepy and Hannah goes to sleep.

When she wakes up, she sees her family sitting by her bed. She feels a bit and also The nurse gives her a drink of water and then Hannah goes back to sleep again.

The next day, Hannah feels much better. Her come to visit her and bring a present. The nurse says she can have for lunch. The doctor comes to see how she feels. He says she is fine and can go home tomorrow. When Hannah's mother comes to take her home, Hannah says goodbye to the other children. She says "....." to the nurses and the doctor for looking after her. She feels better and is glad to be going home to her own bed to sleep.

thank you	family	hurts	surgery
ice cream	sick	Margaret	thirsty
blood pressure	tonsils	operation	
unpack	temperature	throat	stethoscope

The following video can be used either before or after reading the story called: Hannah's Operation on page 112.

Free downloadable video to use in class.

**Made by CHESTERFIELD ROYAL HOSPITAL
NHS Foundation Trust**

Jasmine Goes to the Operating Theatre

- A Patient Information Guide

9.04min in length

<https://www.youtube.com/watch?v=QXsajQOWN1E>

Published on 2 Mar 2012

As a guide for parents and children who are coming into hospital for a routine surgical operation, Chesterfield Royal Hospital NHS Foundation Trust has produced this step-by-step video to explain what will happen during your visit.